



AGENDA FOR THE TOWN OF BEAVERLODGE COMMITTEE OF THE WHOLE MEETING
TO BE HELD MONDAY JULY 11, 2022 @ 6:00 PM
COUNCIL CHAMBERS, 400 10 ST BEAVERLODGE, AB

1.0	<u>CALL TO ORDER:</u>	
2.0	<u>ADOPTION OF AGENDA:</u>	
3.0	<u>OLD BUSINESS:</u>	
4.0	<u>NEW BUSINESS:</u> 4.1 Student Bursaries – Councillor Corbett 4.2 Frequent Shopper Program 2022 – Councillor Corbett 4.3 Community Enhancement Committee – Councillor Kokotilo-Bekkerus 4.4 Tourism Update – Councillor Corbett 4.5 Grande Prairie Regional Recreation Committee – Councillor Moulds	PP 2-33
5.0	<u>TOPICS FOR NEXT AGENDA:</u>	
6.0	<u>CLOSED SESSION:</u>	
7.0	<u>ADJOURNMENT:</u>	

GRANDE PRAIRIE REGIONAL **RECREATION** — COMMITTEE —



Group Survey Report May 2022



Table of Contents

Contents

1.0	Introduction	1
2.0	Findings	2
2.1	About Your Organization	2
2.2	Operational Impacts of COVID-19	4
2.3	Facility Utilization	7
2.3.1	Arenas	7
2.3.2	Halls	8
2.3.3	Other Indoor Recreation Facilities	9
2.3.4	Outdoor Recreation Facilities	10
2.4	New / Upgraded Facilities	11
2.5	Challenges	15
2.6	General Comments	16
3.0	Conclusions	16

Appendices **17**

Appendix A: Questionnaire	18
Appendix B: Survey Participants	19

SECTION ONE

Introduction

The Grande Prairie Regional Recreation Committee (GPRRC) was formed in 2017 to enhance recreation opportunities in the Towns of Sexsmith, Wembley and Beaverlodge, the M.D. of Greenview, the County of Grande Prairie, and the City of Grande Prairie. The GPRRC provides advice to Councils in the region regarding recreation provision.

To assist with decision making and ultimately the provision of advice, the GPRRC undertook a survey of community groups delivering recreation in the region to gather input and opinions. This survey is another initiative by the GPRRC to understand the recreation landscape. Additionally the fielding of the survey follows a recommendation of the 2016 Joint Recreation Master Plan to implement a process of ongoing engagement with groups in the Region. The findings from the survey will be used as decisions are made regarding recreation support and provision.

The questionnaire was developed based on those used in previous surveys fielded by the GPRRC and its constituent municipalities. In this questionnaire, respondents were asked to describe their organizations. Facility utilization was explored as was the need for new and / or upgraded facilities. Groups also identified significant challenges they faced and suggested supports that municipalities could offer to help them address the challenges. Reflecting the times, groups were asked about the impacts of COVID-19 on their programs and services. Refer to Appendix A to see the questionnaire.

The survey was fielded online from December 9, 2021 to January 31, 2022. Organizations in the Grande Prairie region were invited to participate in the survey via email. Some explanation of the project was included in the email along with a link to the online survey. A hard copy of the questionnaire was attached as well. The GPRRC Coordinator extended the invitations using contact lists provided by the member municipalities and from the Grande Prairie Sport Connection. Participation in the survey was monitored throughout the fielding window and reminders were sent to the groups to nudge participation levels. Individual municipal representatives also contacted organizations directly to encourage participation. As an incentive for groups to participate in the survey, all respondents were entered into a random draw for a \$250 VISA gift card. In total, fifty-nine (59) groups participated out of the one hundred eighty-nine (189) invited - a 31% participation rate. Refer to Appendix B for a list of respondents. The survey findings are presented in the following sections.

GRANDE PRAIRIE REGIONAL RECREATION COMMITTEE

Community Group Questionnaire

January 2022

This questionnaire is part of a survey conducted by the Grande Prairie Regional Recreation Committee (GPRRC) to gather input and opinions from community groups delivering recreation in the region. The survey is part of the 2016 Joint Recreation Master Plan implementation process. The survey is confidential and the information provided will be used for planning and decision-making purposes only. The survey is being conducted by the GPRRC Coordinator, who is a member of the GPRRC. The survey is being conducted by the GPRRC Coordinator, who is a member of the GPRRC. The survey is being conducted by the GPRRC Coordinator, who is a member of the GPRRC.

1

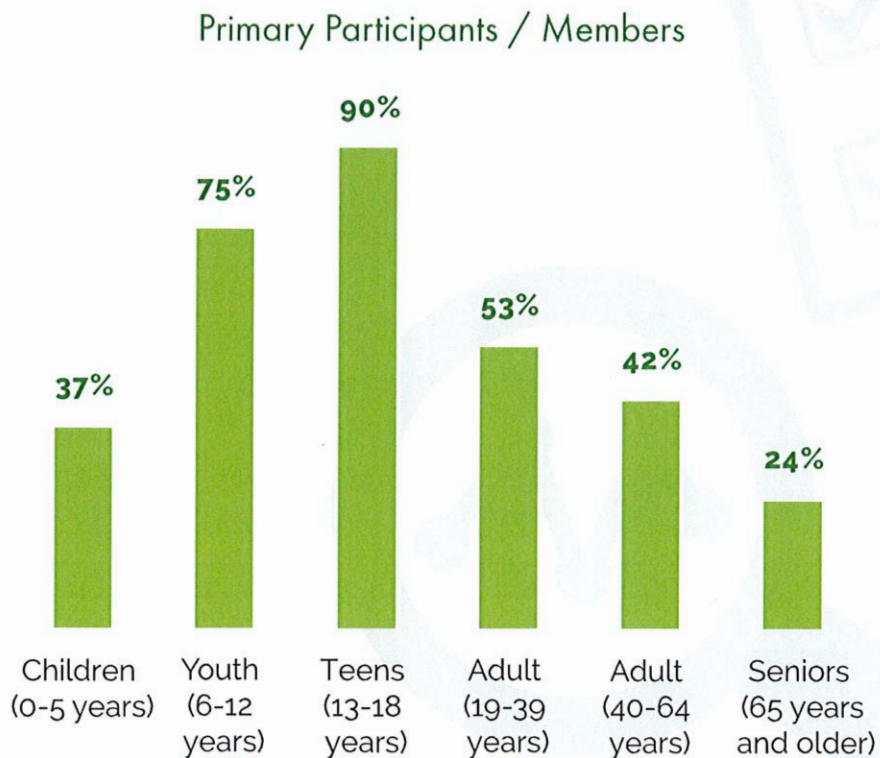
SECTION TWO

Findings

The overall findings are presented in the order the questions were posed in the questionnaire. The results are based on the number of groups that responded to the questions; not all groups answered all questions. Where appropriate and meaningful, sub-segment findings are presented alongside the overall findings.

2.1 About Your Organization

The survey began by having respondents identify themselves (group name) and describe the purpose of the organization and its main activities. A variety of organizations are represented (see Appendix B) including those with an indoor focus, outdoor focus, cultural groups, and sports groups. While many of the respondents have some focus with the age of their participants, as a collective, the respondents provide services to the full spectrum of ages. Teens however are a primary participant for 90% of respondents. See the graph.



In terms of size of participant / member base, there is a wide range as illustrated in the table. An equal number (18) had fifty or fewer participants / members over the last few years and had more than two hundred fifty.

Participants / Member Numbers		
Numbers	Over the last few years (# respondents)	Expectation for new few years (# respondents)*
≤50	18 (31%)	15 (27%)
51-100	16 (28%)	14 (25%)
101-250	6 (10%)	7 (13%)
More than 250	18 (31%)	19 (35%)

*2 expect an increase while 2 are unsure

Over half (59%) of respondents think the pandemic will be one of the top factors that will impact their participant numbers in the next three years. Approximately half (49%) think participation trends and interests will impact their participant numbers. Refer to the graph for other top factors.

Top 3 Factors Impacting Participant Numbers in Next 3 Years

The COVID-19 pandemic



Participation trends and interests



Ability to recruit and retain coaches and volunteers



Ability to access sufficient sports field or facility time



Funding and revenue challenges



The costs associated with participation in the activity



The rules around field or facility usage



Quality of sports fields and / or facilities



Weather



Unsure



Perceived quality of coaching / instruction



Transportation challenges



The inability to store equipment and materials onsite



As it relates to **paid staff**, 25 respondents (45%) had paid staff over the last three years. Thirty (55%) expect to have paid staff in upcoming years. Of those thirty respondents, fourteen expect some increase in the number of staff while two expect a decrease in staff.

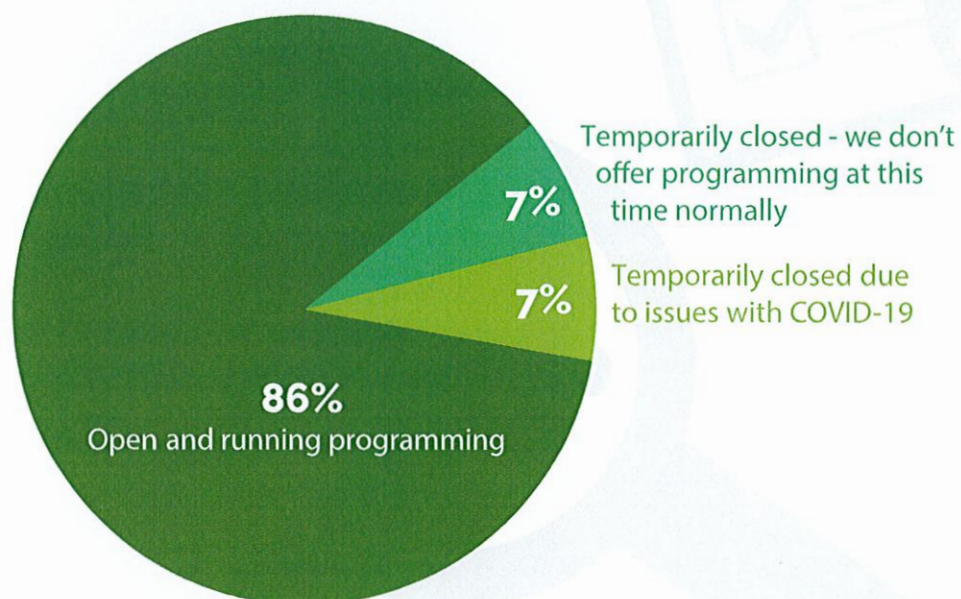
In terms of **volunteer** numbers, the largest number of respondents have ten or fewer volunteers. While some have a large volunteer group (over 50) several respondents said they have no volunteers or did not provide a figure (refer to the table). Seventeen respondents expect the number of volunteers they have will go up in the next few years. Two respondents expect a decline in volunteer numbers.

Volunteer Numbers		
Numbers	Over the last few years (# respondents)	Expectation for new few years (# respondents)*
≤10	23 (43%)	18 (37%)
11-20	13 (25%)	13 (27%)
21-50	9 (17%)	11 (22%)
More than 50	8 (15%)	7 (14%)

2.2 Operational Impacts of COVID-19

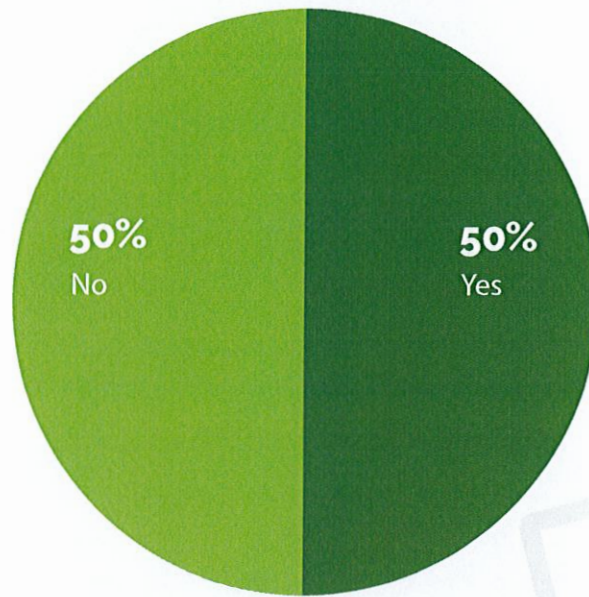
Several questions were posed to respondents about the impacts COVID-19 has had on them. To begin, respondents were asked about their current situation. As illustrated in the graph, the large majority (86%) are open and running programming. Seven percent (7%) said that COVID-19 has caused them to close temporarily.

Organization's Current Programming Situation



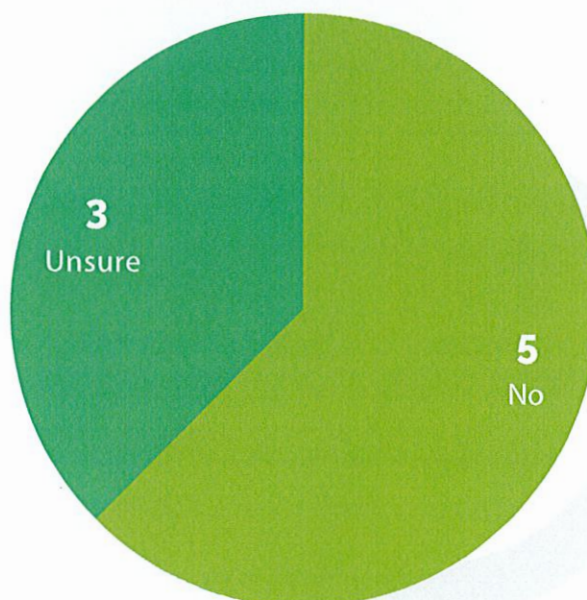
Of the organizations open and running, half (50%) are offering modified program.

Delivering Modified Programming (Those Operating n=50)



Of those organizations that are temporarily closed (n=8), whether due to COVID or not, three are unsure about having to close indefinitely or permanently.

Concerns About Closing Indefinitely / Permanently (Those NOT Operating n=8)



Almost half (48%) expect their participation to increase once the situation returns to normal (e.g. provincial health restrictions are lifted). Approximately one-quarter (21%) think they will have fewer participants but that the numbers will grow. Only five percent (5%) expect they will have fewer participants at that time. See the graph.

Expectations For Participation / Enrollment (When Situation Returns to Normal)

Enhanced participation



Fewer participants to begin but it will grow



Same level of participation



Don't know



Fewer participants



As illustrated in the graph, approximately half of respondents (45%) think it will take more than one year to return to a pre-COVID state once restrictions are lifted. Seven percent (7%) do not think the situation will return to a pre-COVID state.

Length of Time To Return to Pre-COVID state (Upon Return to Normal)

More than a year



Unsure



6-12 months



Up to 6 months

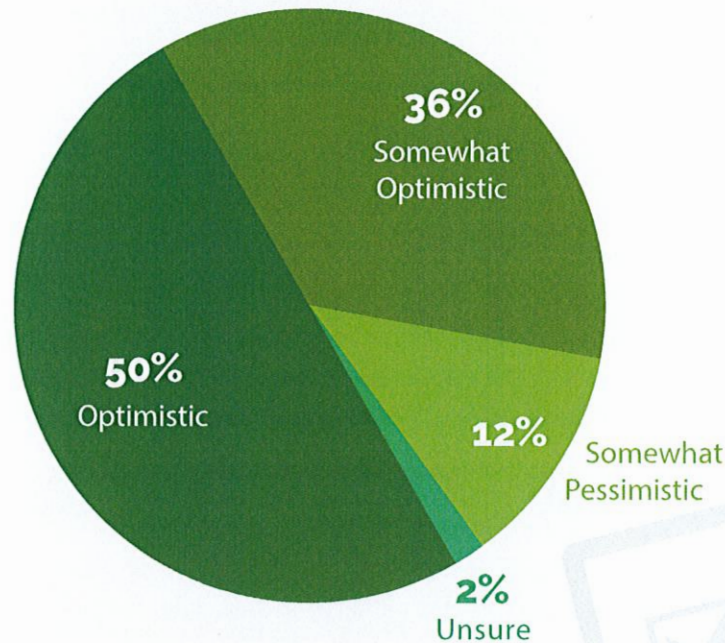


It won't return to pre-COVID state



There is optimism amongst respondents as it relates to their ability in the long term to successfully deliver programs. Half (50%) are optimistic and another third (36%) are somewhat optimistic about their ability to be successful in delivering their programs in the long term. Refer to the graph.

Organization's Long Term Outlook



Subsegment Analysis

- 59% of respondents who said there is a need for enhanced and new facilities are optimistic compared with 46% of respondents who are unsure about the need for facilities and 33% of respondents who said there is not a need for enhanced and new facilities.

Respondents were able to provide **comments about the impacts of COVID-19** on their organizations and participants. Comments made by multiple respondents are noted below.

- Some activities that are delivered outdoors are able to carry on; some activities actually have experienced an increase in participation. (6 comments)
- The economic impacts of the pandemic on people and businesses led to fewer participants. (5)
- Criticisms of the government actions, lack of planning, and inconsistencies are levelled. (5)
- With limits on spectators at events and group activities (particularly indoors), fund raising and revenue generation are negatively impacted. (4)
- Activities are limited by facility closures which significantly impacted the organization. (3)
- Participants are experiencing mental health challenges. (3)
- With the need for vaccines or negative COVID tests, the ability to maintain coaching levels is difficult. (3)
- Hard working volunteers are required to do more as it related to hygiene and other COVID measures. (3)

- Concerns about safety from parents and participants impacts participation numbers. (3)
- The Restriction Exemption Program (REP) is identified as being detrimental as unvaccinated people were unable to participate and the need to get regularly tested is too expensive. (3) Alternatively, one respondent said that the REP led to a minimal decline in participation.
- The uncertainty that accompanied the pandemic is challenging to organizations. Some participants have stayed away because of the changing landscape. (3)

2.3 Facility Utilization

Respondents were presented with a list of facilities in the Grande Prairie Region and asked to indicate for each, the frequency of which their organizations would typically use it in a twelve month period (prior to COVID-19). The list of facilities was grouped into the following: arenas, halls, other indoor recreation facilities, outdoor recreation facilities.

2.3.1 Arenas

As illustrated in the graph, the CrossLink County Sportsplex and the Coca-Cola Centre are the most used arenas with 21% of respondents using these facilities in typical times. Refer to the graph for utilization information about other arenas. Three additional arenas were included in the questionnaire but none of the respondents used any of them and thus they are not shown on the graph. These are: Elmworth School Rink, Teepee Creek Arena, and Valhalla Skating Rink. It is important to note that this information represents utilization patterns by the respondents only and does not reflect overall use of the facilities.

Typical Utilization - ARENAS (12 month period)

■ 1-4 times ■ 5-9 times ■ 10-20 times ■ 21+ times

CrossLink County Sportsplex (2 ice surfaces)



Coca-Cola Centre (Grande Prairies - 2 ice surfaces)



Source Energy Arena (Wembley)



Bonnetts Energy Centre (Grande Prairie)



Grovedale Arena



Dave Barr Community Centre Arena



Sexsmith Arena



La Glace Arena



Hythe & District Memorial Arena



Beaverlodge Arena



Bezanson Skating Rink - basic ice sheet

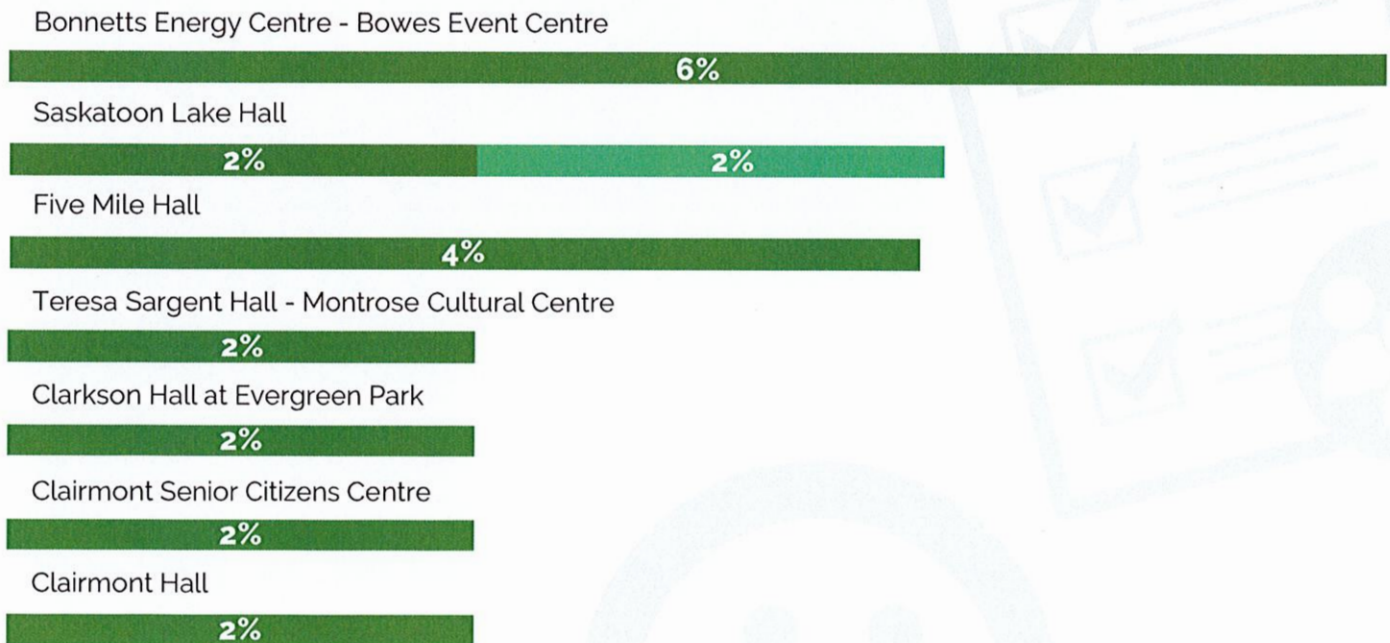


2.3.2 Halls

Respondents identified a minority of the halls as ones they use. As illustrated in the graph, Bonnetts Energy Centre – Bowes Event Centre is used by the largest proportion of respondents (6% or 3 respondents). While Saskatoon Lake Hall is used by the same proportion of respondents as is Five Mile Hall (4%), the survey reports greater use of Saskatoon Lake Hall by those who have used it at all (2% or 1 respondent uses it 21 or more times in a typical year). There were several other halls included in the questionnaire for which none of the respondents said they use it – these halls are not shown on the graph. These include: Albright Community Centre, Crystal Creek Community Hall, Dimsdale Community Hall, German Canadian Hall (Clairmont), Goodfare Community Hall, Hinton Trail Community Hall (Hwy 722 & Twp Rd 754), Homestead Hall (RR 95 & Twp Rd 754), Knelson Centre (Bezanson), Lymburn Community Centre, Rio Grande Community Hall, Teepee Creek Hall, Valhalla Community Centre, Webster Community Hall. It is important to note that this information represents utilization patterns by the respondents only and does not reflect overall use of the facilities.

Typical Utilization - HALLS (12 month period)

■ 1-4 times ■ 5-9 times ■ 10-20 times ■ 21+ times



2.3.3 Other Indoor Recreation Facilities

Considering several other indoor recreation facilities in the Grande Prairie region, the Eastlink Centre (24%) and the CrossLink County Sportsplex (18%) are used by the largest proportion of respondents. Refer to the graph to see utilization responses for other indoor facilities. The Beaverlodge Fitness Centre was included in the survey list but none of the respondents said they use it as such it is not included in the graph. It is important to note that this information represents utilization patterns by the respondents only and does not reflect overall use of the facilities.

Typical Utilization - OTHER INDOOR (12 month period)

■ 1-4 times ■ 5-9 times ■ 10-20 times ■ 21+ times

Eastlink Centre in Grande Prairie (aquatics facility, fieldhouse, fitness area, indoor track, etc)



CrossLink County Sportsplex (fieldhouse, indoor track, fitness facility, etc)



Wembley Recreation Centre (event centre)



Beaverlodge Pool



The Leisure Centre in Grande Prairie (indoor soccer pitch)



Greenview Regional Multiplex



2.3.4 Outdoor Recreation Facilities

Considering outdoor recreation facilities, the graph shows that South Bear Creek Park (Pavillion, trails, bike skills park, beach volleyball, etc.) was used by the largest proportion of respondents (13%). Of those groups that use South Bear Creek Park, a sizeable proportion (9% of the 13%) used it more than twenty times. There were several other facilities included in the survey that are not used by respondents including: tennis / pickleball courts outside Grande Prairie, Northridge Cricket Field, Legion Track & Field facility, and Hythe Motor Speedway. These spaces are not shown on the graph. It is important to note that this information represents utilization patterns by the respondents only and does not reflect overall use of the facilities.


Typical Utilization - OUTDOOR (12 month period)

■ 1-4 times ■ 5-9 times ■ 10-20 times ■ 21+ times

South Bear Creek Park (Pavillion, trails, etc)



Trail system - natural surface



Dunes Paved Trails



CKC West Synthetic Turf Field in Grande Prairie



Trail system - paved



Ball diamonds (other) in Grande Prairie



Ball diamonds - South Bear Creek Park



Wapiti Nordic Ski Trails



Rectangular / sports fields in Grande Prairie



Outdoor rink / skating




Nitehawk Recreation Area (Grovedale)



Evergreen Ridge Recreation Area



Ball diamonds outside Grande Prairie



Tennis / pickleball courts in Grande Prairie



Outdoor court amenities (basketball, tennis, pickleball courts)



Stacy Krahn Memorial Motor Sports Park (Wembley)



Rectangular / sports fields outside Grande Prairie



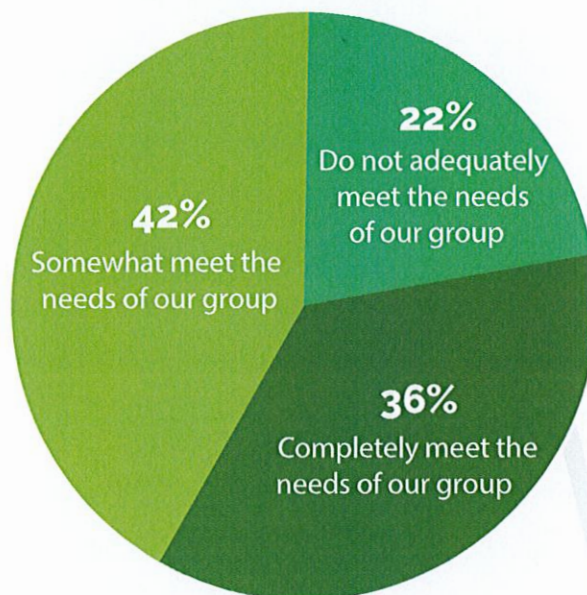
Grande Prairie Outdoor Pool



Those respondents who said they use ball diamonds outside Grande Prairie identified several including those in the County of Grande Prairie, Fairview, Valleyview, Manning, Grande Cache, and many communities in the Edmonton area and south. Regarding rectangular field use outside Grande Prairie, Sexsmith and Wembley fields were identified.

Next, respondents were asked the **degree to which current recreation facilities and spaces in the Grande Prairie region meet the needs of their organizations.** As illustrated in the graph, approximately one-third (36%) said their needs are completely met while approximately one-quarter (22%) said their needs are not adequately met with the current inventory of facilities and spaces.

Current Recreation Facilities Meet Your Organization's Needs



Subsegment Analysis

- 28% of respondents who said there is a need for enhanced and new facilities believe current facilities completely meet their needs compared with 39% of respondents who are unsure about the need for facilities and 63% of respondents who said there is not a need for enhanced and new facilities.

Respondents were then asked to explain their response. The most frequently mentioned comments are noted below.

Somewhat Meet Group's Needs

- There is limited space and time available. The demand is high and so difficult to get needed and appropriate times. (7 comments)
- The costs to access the spaces is a concern. (5)
- The space available and used is not appropriate or ideal for the activity due to size and design. (3)
- Reduced access / hours of operation due to COVID. (2)
- Concerns about the condition and maintenance of facilities and spaces. (2)

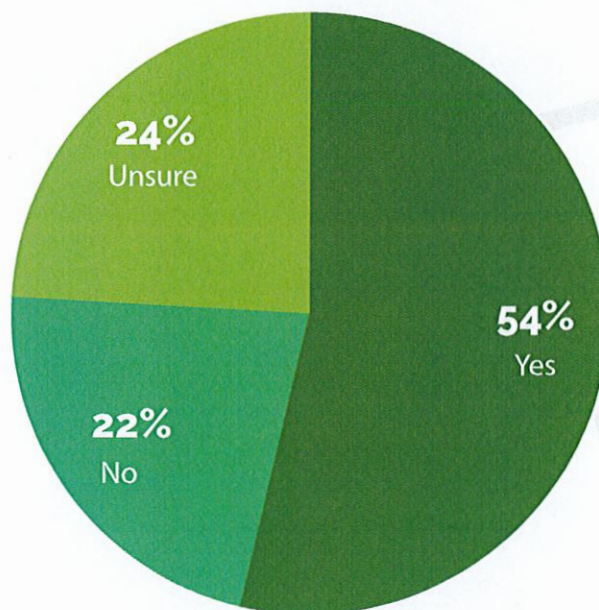
Do Not Meet Group's Needs

- Proper facilities do not exist or are very limited. (5 comments)
- There is limited availability to the facilities and / or poor times. (3)

2.4 New / Upgraded Facilities

As illustrated in the accompanying graph, approximately half (54%) of respondents said that there is a need for new / upgraded recreation facilities (including parks and outdoor spaces) to be developed in the Grande Prairie Region to meet the needs of their organizations. Approximately one quarter (22%) said there is no need.

Is There a Need For New / Upgraded Recreation Facilities?



Those respondents who think new / upgraded facilities are needed, and those who are unsure, were asked to identify up to five indoor recreation facilities or spaces that they believe should be more available. Prior to selecting those spaces they were told that:

- There are significant costs to building and operating recreation facilities and amenities; and
- Their responses are only used for planning purposes and may not lead to changes in a facility or facilities being built.

As illustrated in the graph, the most commonly identified indoor facility needs are gymnasium type space¹, ice arena facilities, and multi-purpose program rooms.

INDOOR Facilities That Should Be More Available

Gymnasium type spaces



Ice arena facilities



Multi-purpose program rooms



Fitness / wellness facilities



Indoor field facilities



Storage space



Court sports (e.g. racquetball, squash)



Community hall / banquet facilities



Classroom / training space



Youth centre



Leisure swimming pools



Community meeting rooms



Walking / running track



Seniors centre



Indoor agricultural facilities



25m swimming tank (e.g. lane swimming, aquafit)



Performing arts / show spaces



Indoor child playgrounds



Art display spaces



Parkour room / gymnastics space



Libraries



Leisure ice surfaces (non hockey)



Indoor climbing wall



Curling rinks



Subsegment Analysis

- Respondents who said, "Yes" there is a need for enhanced and new facilities identified the following as their top needs:
 - » Gymnasium type spaces (30%), multi-purpose program rooms (30%), ice arena facilities (22%).

¹ Gymnasium type spaces are multipurpose activity spaces that can accommodate a variety of sports including volleyball, pickleball, and many others.

- Respondents who are unsure about the need for enhanced and new facilities identified the following as their top needs:
 - » Ice arena facilities (42%), gymnasium type spaces (33%), fitness / wellness facilities (33%).

Respondents who think new / upgraded facilities are needed and those who are unsure were asked to identify up to five outdoor recreation facilities or spaces that they believe should be more available. Walking and bicycling trails is the most identified facility with sports fields, ball diamonds, boarded skating rinks, and mountain bike trails as the next most identified.

OUTDOOR Facilities That Should Be More Available

Walking / bicycling trail system



Sports fields (e.g. soccer, football)



Outdoor boarded skating rinks



Mountain bike trails



Ball diamonds



Outdoor fitness equipment



Mountain bike / BMX park



Campgrounds



Amphitheatres / event spaces / band shelters



Water spray parks



Skateboard parks



Pickleball courts



Nature / interpretive trails



Hardcourts (e.g. basketball, ball hockey)



Downhill skiing / snowboarding



Community gardens



Beach volleyball courts



Agricultural facilities (e.g. rodeo grounds, riding arenas)



Tennis courts



Sledding / tobogganing hills



Outdoor swimming areas (non pool)



Open spaces (e.g. parks, greenfields)



Motorized trails (e.g. ATV, dirt bike, snowmobile)



Dog off leash areas



Track and field spaces



Shooting range



Playgrounds



Picnic areas



Fish pond

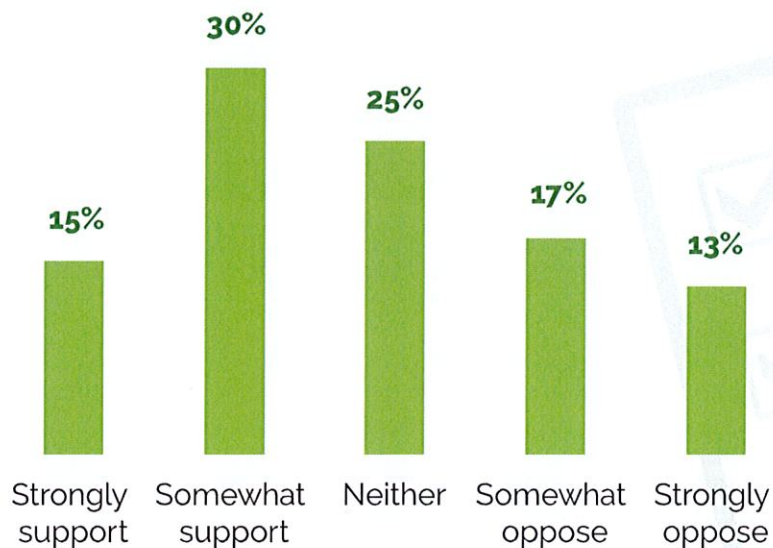


Subsegment Analysis

- Respondents who said, "Yes" there is a need for enhanced and new facilities identified the following as their top needs:
 - » Walking / bicycling trail system (21%); ball diamonds / mountain bike-BMX park / mountain bike trails / outdoor boarded skating rinks / sport fields all at 17%.
- Respondents who are unsure about the need for enhanced and new facilities identified the following as their top needs:
 - » Walking / bicycling trail system (25%) and outdoor swimming areas -non pool (25%)

Next, all respondents were asked the extent to which they would support an **increase in user / rental fees** to ensure community needs for recreation are better met. Less than half (45%) said they would support an increase in fees while approximately one-third (30%) would not.

Support For Increase In User / Rental Fees



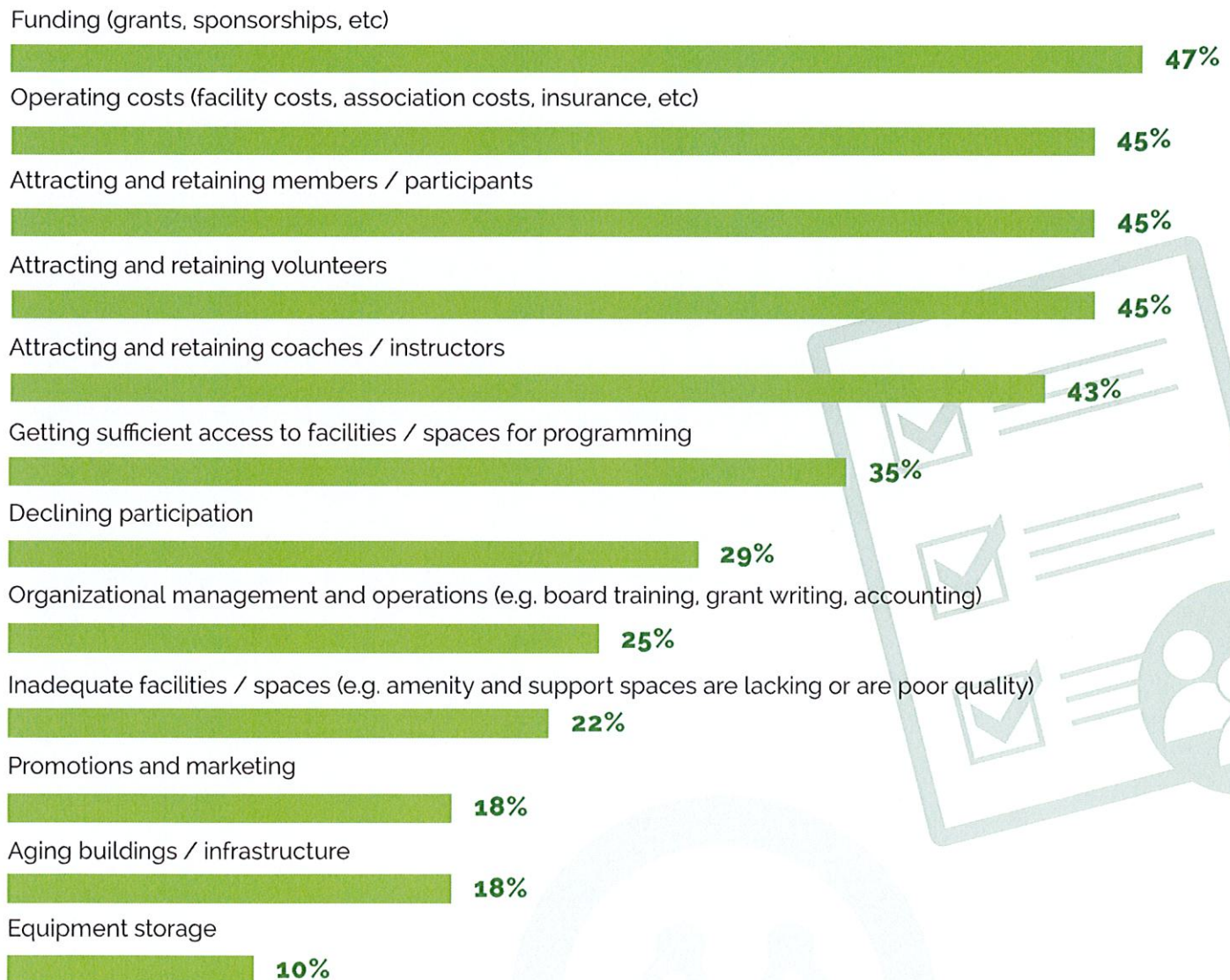
Subsegment Analysis

- 62% of respondents who said there is a need for new and / or enhanced facilities said they would support an increase in user / rental fees compared to 33% of respondents who are unsure, and 17% of respondents who said there is no need for new / enhanced facilities.

2.5 Challenges

When asked to identify challenges they are facing, the most commonly cited are: funding (47%); operating costs (45%); attracting and retaining members (45%); attracting and retaining volunteers (45%); and attracting and retaining coaches / instructors (43%). Refer to the graph.

Organizational Challenges



Subsegment Analysis

- 43% of respondents who said there is a need for new and / or enhanced facilities (and those unsure) identified getting sufficient access to facilities and spaces as a barrier compared to only 8% of respondents who said there is no need for new / enhanced facilities.
- 58% of respondents who said there is no need for new / enhanced facilities identified attracting and retaining members / participants as a challenge compared to 41% of other respondents.

Respondents then identified the **most helpful actions** or resources that could be provided by a municipality to help them address their challenges. The most common responses are noted below.

- The provision of facilities and spaces. (12 comments)
- Support for the groups themselves as they work to deliver programs (11)
 - » Promotions to help attract participants and volunteers (9)
 - » Assistance finding and securing grants / funds (4)
- Financial contributions to groups (6)
 - » Help with operating costs (4)
 - » Assistance with capital expenses (2)
- Renovating existing facilities / helping with facility renovations. (4)
- Helping with the affordability of spaces. (3)

2.6 General Comments

Finally, respondents provided comments regarding recreation services and opportunities within the Grande Prairie region. Several respondents expressed appreciation for the opportunity this survey provided. Others mentioned the pride they have in their community and appreciate the recreation programs and services offered to residents. Some reiterated previous comments regarding facility development and challenges experienced related to volunteerism and participant attraction. Other respondents said that enhanced communications with the public and with groups would be beneficial to improve the understanding of program and service availability and delivery. Communication could also include challenges all parties are experiencing.

SECTION THREE

Conclusions

The findings of the survey present the current situation of organizations in the Grande Prairie region. While not all organized groups did participate, the variety of participating organizations is broad providing insight into the circumstances of this important cog in the recreation service delivery system. The specific circumstances of the groups does vary due to a multitude of factors (e.g. size, activity type, maturity of group, service delivery area, and so on), as such care needs to be taken in applying the general findings found herein to an individual circumstance. Having said that, some conclusions can be drawn from the findings.

- COVID-19 has had a significant impact on groups. Whether it refers to participation, access to facilities, levels of volunteerism, and even fundraising, most groups have been impacted.
- For the most part, there is a sense that the circumstances in which groups find themselves will improve even to a better situation than pre-pandemic. While not universal, groups are generally optimistic.
- Groups use a variety of facilities, but it is the facilities in and near Grande Prairie that are used by the greatest proportion. This includes:
 - » CrossLink County Sportsplex,
 - » Coca-Cola Centre,
 - » Source Energy Arena,
 - » Bonnetts Energy Centre, and
 - » South Bear Creek Park.
- Only about one-third of groups say that facilities meet their needs completely and approximately half say there is a need for enhanced and / or new facilities. The facilities most identified as needing to be more available in the Grande Prairie Region are:
 - » Gymnasium type spaces,
 - » ice arena spaces,
 - » multi-purpose program rooms,
 - » fitness wellness facilities, and
 - » a walking / bicycling trail system.

- There is some support for an increase in user / rental fees to ensure community needs for recreation are better met but it is concentrated with the groups who think there is a need for enhanced / new facilities (approximately two-thirds support it). Overall, the support is less than half.
- Groups identified several challenges they are experiencing. The most mentioned challenges are:
 - » Funding,
 - » Operating costs, and
 - » Attracting and retaining members, volunteers, and coaches / instructors.

Appendices

Appendix A: Questionnaire

GRANDE PRAIRIE REGIONAL
RECREATION
COMMITTEE

Community Group Questionnaire

December 2021

The Grande Prairie Regional Recreation Committee (GPRRC) was established in 2016 with the intent of bringing regional municipalities together to address regional issues related to recreation. The Committee is comprised of the following municipalities:

- City of Grande Prairie
- County of Grande Prairie
- Municipal District of Greenview
- Town of Beaverlodge
- Town of Sexsmith
- Town of Wembley

The GPRRC is undertaking this survey of groups and organizations that deliver recreation programs and services to regional residents. The information from this survey will provide a better understanding of the circumstances of groups and organizations servicing residents. With this understanding the GPRRC will be in a better position to make decisions relating to the provision of recreation in the region.

Your organization is invited to provide input by completing this questionnaire. Only **one (1) response from your group** is requested. Please submit your response by **January 28, 2022**.

If you have any questions about this survey please contact Jessica Picard (Regional Recreation Coordinator) at admin@gprrc.ca or 780-538-0496.

All groups and organizations completing the survey will be entered into a random draw for a \$250 VISA gift card. These funds can be used at the discretion of the Executive. Please provide the following pieces of information so we know who to contact if your group's name is drawn.

Contact name: _____

Contact's email: _____

GRANDE PRAIRIE REGIONAL
RECREATION
COMMITTEE

About Your Organization

1. Please provide the full name of your organization.

2. Briefly explain the purpose of your organization (mission) and its main activities.

3. From the age groups below, please indicate which categories best describe your primary participants / members.
(Select all that apply.)

- | | |
|---|---|
| <input type="checkbox"/> Children (0-5 years) | <input type="checkbox"/> Adult (19-39 years) |
| <input type="checkbox"/> Youth (6-12 years) | <input type="checkbox"/> Adult (40-64 years) |
| <input type="checkbox"/> Teens (13-18 years) | <input type="checkbox"/> Seniors (65 years and older) |

4. Please complete the following table to identify the number of people that occupy different roles within your organization.

	Participants/ Members	Paid Staff	Volunteers
Over the past few years (approximately 3 years)			
Expectation for the next few years (approximately 3 years)			

5. From the following list, what are the top 3 factors that will impact your organization's participant numbers over the next 3 years?

- | | |
|--|---|
| <input type="checkbox"/> Participation trends and interests | <input type="checkbox"/> Funding and revenue challenges |
| <input type="checkbox"/> The COVID-19 pandemic | <input type="checkbox"/> Weather |
| <input type="checkbox"/> Ability to access sufficient sports field time or facility time | <input type="checkbox"/> Quality of sports fields and / or facilities |
| <input type="checkbox"/> The rules around field or facility usage | <input type="checkbox"/> Perceived quality of coaching / instruction |
| <input type="checkbox"/> The inability to store equipment and materials onsite | <input type="checkbox"/> Transportation challenges |
| <input type="checkbox"/> Ability to recruit and retain coaches and volunteers | <input type="checkbox"/> Unsure |
| <input type="checkbox"/> The costs associated with participation in the activity | |

Operational Impacts of COVID-19

6. What best describes your organization's current situation?

- ☐ Open and running programming (Go to 6a)
☐ Temporarily closed – we don't offer programming at this time normally (Go to 6b)
☐ Temporarily closed due to issues with COVID-19 (Go to 6b)
☐ Closed permanently

- a. If your organization is open and running programming, is it modified programming?

- ☐ Yes ☐ No

- b. If your organization is temporarily closed, is there a concern that you may need to close indefinitely or permanently?

- ☐ Yes ☐ No ☐ Unsure

**GRANDE PRAIRIE REGIONAL
RECREATION
COMMITTEE**

7. When the situation returns to normal (e.g. provincial health restrictions are lifted), what is your expectation for participation / enrollment?
- ☐ Fewer participants
- ☐ Fewer participants to begin but it will grow
- ☐ Same level of participation
- ☐ Enhanced participation
- ☐ Don't know
8. Once life returns to normal (provincial health restrictions are lifted), how long do you think it will take to return to a pre-COVID state?
- ☐ Up to 6 months
- ☐ 6-12 months
- ☐ More than a year
- ☐ It won't return to pre-COVID state
- ☐ Unsure
9. What best describes your organization's long term outlook as it relates to your ability to successfully deliver programming?
- ☐ Optimistic
- ☐ Somewhat optimistic
- ☐ Somewhat pessimistic
- ☐ Pessimistic
- ☐ Unsure
10. Please provide any additional comments about the impacts of COVID-19 on your organization and your participants.

Facility Utilization

11. Municipalities and community organizations in the Grande Prairie region provide a variety of spaces that are used by groups and residents for programs, events, meetings, and social functions. For each of the following community facilities please indicate how frequently your organization would/has typically accessed it in a twelve (12) month period (prior to COVID-19).

ARENAS	1-4 times	5-9 times	10-20 times	21+ times	Did not use
Beaverlodge Arena	<input type="checkbox"/>	<input type="checkbox"/>	<input type="checkbox"/>	<input type="checkbox"/>	<input type="checkbox"/>
Bonnetts Energy Centre (formerly Canada Games Arena Grande Prairie)	<input type="checkbox"/>	<input type="checkbox"/>	<input type="checkbox"/>	<input type="checkbox"/>	<input type="checkbox"/>
Coca-Cola Centre (Grande Prairie - 2 ice surfaces)	<input type="checkbox"/>	<input type="checkbox"/>	<input type="checkbox"/>	<input type="checkbox"/>	<input type="checkbox"/>
CrossLink County Sportsplex (2 ice surfaces)	<input type="checkbox"/>	<input type="checkbox"/>	<input type="checkbox"/>	<input type="checkbox"/>	<input type="checkbox"/>
Dave Barr Community Centre Arena (Grande Prairie)	<input type="checkbox"/>	<input type="checkbox"/>	<input type="checkbox"/>	<input type="checkbox"/>	<input type="checkbox"/>
Grovedale Arena	<input type="checkbox"/>	<input type="checkbox"/>	<input type="checkbox"/>	<input type="checkbox"/>	<input type="checkbox"/>
Hythe & District Memorial Arena	<input type="checkbox"/>	<input type="checkbox"/>	<input type="checkbox"/>	<input type="checkbox"/>	<input type="checkbox"/>
La Glace Arena	<input type="checkbox"/>	<input type="checkbox"/>	<input type="checkbox"/>	<input type="checkbox"/>	<input type="checkbox"/>
Sexsmith Arena	<input type="checkbox"/>	<input type="checkbox"/>	<input type="checkbox"/>	<input type="checkbox"/>	<input type="checkbox"/>

**GRANDE PRAIRIE REGIONAL
RECREATION
COMMITTEE**

ARENAS	1-4 times	5-9 times	10-20 times	21+ times	Did not use
Source Energy Arena (Wembley)	<input type="checkbox"/>	<input type="checkbox"/>	<input type="checkbox"/>	<input type="checkbox"/>	<input type="checkbox"/>
Bezanson Skating Rink - basic ice sheet	<input type="checkbox"/>	<input type="checkbox"/>	<input type="checkbox"/>	<input type="checkbox"/>	<input type="checkbox"/>
Elmworth School Rink - basic ice sheet	<input type="checkbox"/>	<input type="checkbox"/>	<input type="checkbox"/>	<input type="checkbox"/>	<input type="checkbox"/>
Teepee Creek Arena - basic ice sheet	<input type="checkbox"/>	<input type="checkbox"/>	<input type="checkbox"/>	<input type="checkbox"/>	<input type="checkbox"/>
Valhalla Skating Rink - basic ice sheet	<input type="checkbox"/>	<input type="checkbox"/>	<input type="checkbox"/>	<input type="checkbox"/>	<input type="checkbox"/>

HALLS	1-4 times	5-9 times	10-20 times	21+ times	Did not use
Albright Community Centre	<input type="checkbox"/>	<input type="checkbox"/>	<input type="checkbox"/>	<input type="checkbox"/>	<input type="checkbox"/>
Bonnetts Energy Centre - Bowes Event Centre (Grande Prairie)	<input type="checkbox"/>	<input type="checkbox"/>	<input type="checkbox"/>	<input type="checkbox"/>	<input type="checkbox"/>
Clairmont Hall	<input type="checkbox"/>	<input type="checkbox"/>	<input type="checkbox"/>	<input type="checkbox"/>	<input type="checkbox"/>
Clairmont Senior Citizens Centre	<input type="checkbox"/>	<input type="checkbox"/>	<input type="checkbox"/>	<input type="checkbox"/>	<input type="checkbox"/>
Clarkson Hall at Evergreen Park	<input type="checkbox"/>	<input type="checkbox"/>	<input type="checkbox"/>	<input type="checkbox"/>	<input type="checkbox"/>
Crystal Creek Community Hall	<input type="checkbox"/>	<input type="checkbox"/>	<input type="checkbox"/>	<input type="checkbox"/>	<input type="checkbox"/>
Dimsdale Community Hall	<input type="checkbox"/>	<input type="checkbox"/>	<input type="checkbox"/>	<input type="checkbox"/>	<input type="checkbox"/>
Five Mile Hall	<input type="checkbox"/>	<input type="checkbox"/>	<input type="checkbox"/>	<input type="checkbox"/>	<input type="checkbox"/>
German Canadian Hall (Clairmont)	<input type="checkbox"/>	<input type="checkbox"/>	<input type="checkbox"/>	<input type="checkbox"/>	<input type="checkbox"/>
Goodfare Community Hall	<input type="checkbox"/>	<input type="checkbox"/>	<input type="checkbox"/>	<input type="checkbox"/>	<input type="checkbox"/>
Hinton Trail Community Hall (Hwy 722 & Twp Rd 754)	<input type="checkbox"/>	<input type="checkbox"/>	<input type="checkbox"/>	<input type="checkbox"/>	<input type="checkbox"/>
Homestead Hall (RR 95 & Twp Rd 754)	<input type="checkbox"/>	<input type="checkbox"/>	<input type="checkbox"/>	<input type="checkbox"/>	<input type="checkbox"/>
Knelsen Centre (Bezanson)	<input type="checkbox"/>	<input type="checkbox"/>	<input type="checkbox"/>	<input type="checkbox"/>	<input type="checkbox"/>
Lymburn Community Centre	<input type="checkbox"/>	<input type="checkbox"/>	<input type="checkbox"/>	<input type="checkbox"/>	<input type="checkbox"/>
Rio Grande Community Hall	<input type="checkbox"/>	<input type="checkbox"/>	<input type="checkbox"/>	<input type="checkbox"/>	<input type="checkbox"/>
Saskatoon Lake Hall	<input type="checkbox"/>	<input type="checkbox"/>	<input type="checkbox"/>	<input type="checkbox"/>	<input type="checkbox"/>
Teepee Creek Hall	<input type="checkbox"/>	<input type="checkbox"/>	<input type="checkbox"/>	<input type="checkbox"/>	<input type="checkbox"/>
Teresa Sargent Hall - Montrose Cultural Centre (Grande Prairie)	<input type="checkbox"/>	<input type="checkbox"/>	<input type="checkbox"/>	<input type="checkbox"/>	<input type="checkbox"/>
Valhalla Community Centre	<input type="checkbox"/>	<input type="checkbox"/>	<input type="checkbox"/>	<input type="checkbox"/>	<input type="checkbox"/>
Webster Community Hall	<input type="checkbox"/>	<input type="checkbox"/>	<input type="checkbox"/>	<input type="checkbox"/>	<input type="checkbox"/>

OTHER RECREATION FACILITIES - INDOOR	1-4 times	5-9 times	10-20 times	21+ times	Did not use
Beaverlodge Fitness Centre	<input type="checkbox"/>	<input type="checkbox"/>	<input type="checkbox"/>	<input type="checkbox"/>	<input type="checkbox"/>
Beaverlodge Pool	<input type="checkbox"/>	<input type="checkbox"/>	<input type="checkbox"/>	<input type="checkbox"/>	<input type="checkbox"/>
CrossLink County Sportsplex (fieldhouse, indoor track, fitness facility, etc)	<input type="checkbox"/>	<input type="checkbox"/>	<input type="checkbox"/>	<input type="checkbox"/>	<input type="checkbox"/>
Eastlink Centre in Grande Prairie (aquatics facility, fieldhouse, fitness area, indoor track, etc)	<input type="checkbox"/>	<input type="checkbox"/>	<input type="checkbox"/>	<input type="checkbox"/>	<input type="checkbox"/>
Greenview Regional Multiplex	<input type="checkbox"/>	<input type="checkbox"/>	<input type="checkbox"/>	<input type="checkbox"/>	<input type="checkbox"/>
The Leisure Centre in Grande Prairie (indoor soccer pitch)	<input type="checkbox"/>	<input type="checkbox"/>	<input type="checkbox"/>	<input type="checkbox"/>	<input type="checkbox"/>
Wembley Recreation Centre (event centre)	<input type="checkbox"/>	<input type="checkbox"/>	<input type="checkbox"/>	<input type="checkbox"/>	<input type="checkbox"/>

GRANDE PRAIRIE REGIONAL
RECREATION
COMMITTEE

OTHER RECREATION FACILITIES - OUTDOOR	1-4 times	5-9 times	10-20 times	21+ times	Did not use
Ball diamonds - South Bear Creek Park	<input type="checkbox"/>	<input type="checkbox"/>	<input type="checkbox"/>	<input type="checkbox"/>	<input type="checkbox"/>
Ball diamonds (other) in Grande Prairie	<input type="checkbox"/>	<input type="checkbox"/>	<input type="checkbox"/>	<input type="checkbox"/>	<input type="checkbox"/>
Ball diamonds outside Grande Prairie	<input type="checkbox"/>	<input type="checkbox"/>	<input type="checkbox"/>	<input type="checkbox"/>	<input type="checkbox"/>
CKC West Synthetic Turf Field in Grande Prairie	<input type="checkbox"/>	<input type="checkbox"/>	<input type="checkbox"/>	<input type="checkbox"/>	<input type="checkbox"/>
Dunes Paved Trails	<input type="checkbox"/>	<input type="checkbox"/>	<input type="checkbox"/>	<input type="checkbox"/>	<input type="checkbox"/>
Evergreen Ridge Recreation Area	<input type="checkbox"/>	<input type="checkbox"/>	<input type="checkbox"/>	<input type="checkbox"/>	<input type="checkbox"/>
Grande Prairie Outdoor Pool	<input type="checkbox"/>	<input type="checkbox"/>	<input type="checkbox"/>	<input type="checkbox"/>	<input type="checkbox"/>
Hythe Motor Speedway	<input type="checkbox"/>	<input type="checkbox"/>	<input type="checkbox"/>	<input type="checkbox"/>	<input type="checkbox"/>
Legion Track & Field facility in Grande Prairie	<input type="checkbox"/>	<input type="checkbox"/>	<input type="checkbox"/>	<input type="checkbox"/>	<input type="checkbox"/>
Nitehawk Recreation Area (Gruvedale)	<input type="checkbox"/>	<input type="checkbox"/>	<input type="checkbox"/>	<input type="checkbox"/>	<input type="checkbox"/>
North Ridge Cricket Field in Grande Prairie	<input type="checkbox"/>	<input type="checkbox"/>	<input type="checkbox"/>	<input type="checkbox"/>	<input type="checkbox"/>
Outdoor court amenities (basketball, tennis, pickleball courts)	<input type="checkbox"/>	<input type="checkbox"/>	<input type="checkbox"/>	<input type="checkbox"/>	<input type="checkbox"/>
Outdoor rink / skating	<input type="checkbox"/>	<input type="checkbox"/>	<input type="checkbox"/>	<input type="checkbox"/>	<input type="checkbox"/>
Rectangular / sports fields in Grande Prairie	<input type="checkbox"/>	<input type="checkbox"/>	<input type="checkbox"/>	<input type="checkbox"/>	<input type="checkbox"/>
Rectangular / sports fields outside Grande Prairie	<input type="checkbox"/>	<input type="checkbox"/>	<input type="checkbox"/>	<input type="checkbox"/>	<input type="checkbox"/>
South Bear Creek Park (Pavillion, trails, bike skills park, beach volleyball, etc)	<input type="checkbox"/>	<input type="checkbox"/>	<input type="checkbox"/>	<input type="checkbox"/>	<input type="checkbox"/>
Stacy Krahn Memorial Motor Sports Park (Wembley)	<input type="checkbox"/>	<input type="checkbox"/>	<input type="checkbox"/>	<input type="checkbox"/>	<input type="checkbox"/>
Tennis/pickleball courts in Grande Prairie	<input type="checkbox"/>	<input type="checkbox"/>	<input type="checkbox"/>	<input type="checkbox"/>	<input type="checkbox"/>
Tennis/pickleball courts outside Grande Prairie	<input type="checkbox"/>	<input type="checkbox"/>	<input type="checkbox"/>	<input type="checkbox"/>	<input type="checkbox"/>
Trail system - natural surface	<input type="checkbox"/>	<input type="checkbox"/>	<input type="checkbox"/>	<input type="checkbox"/>	<input type="checkbox"/>
Trail system - paved	<input type="checkbox"/>	<input type="checkbox"/>	<input type="checkbox"/>	<input type="checkbox"/>	<input type="checkbox"/>
Wapiti Nordic Ski Trails	<input type="checkbox"/>	<input type="checkbox"/>	<input type="checkbox"/>	<input type="checkbox"/>	<input type="checkbox"/>

- a. If your organization used ball diamonds outside Grande Prairie, please identify which ball diamonds by listing the communities.

- b. If your organization used rectangular / sports fields outside Grande Prairie, please identify which fields by listing the communities.

GRANDE PRAIRIE REGIONAL
RECREATION
COMMITTEE

12. To what degree do the current recreation facilities and spaces in the Grande Prairie region meet the needs of your organization? (Consider not only the ones in the list above but also all others in the area.)

- ☐ Completely meet the needs of our group
☐ Somewhat meet the needs of our group
☐ Do not adequately meet the needs of our group

a. Please explain your answer to the last question.

New / Upgraded Facilities

13. Does your organization believe that there a need for new and / or upgraded recreation facilities (including parks and outdoor spaces) to be developed in the Grande Prairie region to meet the needs of your organization?

- ☐ Yes
☐ No (If "No" please go to Question 16)
☐ Unsure

14. Please check up to five (5) INDOOR recreation facilities or spaces that your organization believes should be more available or improved in the Grande Prairie region to help meet the needs of your organization. A couple of things to consider:

- » There are significant costs to building and operating recreation facilities and amenities.
 » Your response will be used for planning purposes only. Your responses may not lead to changes in a facility or new facilities being built.

- | | |
|---|---|
| <input type="checkbox"/> 25m swimming tank (e.g. lane swimming, aquafit) | <input type="checkbox"/> Indoor field facilities (e.g. soccer, tennis, pickleball, ball hockey, lacrosse) |
| <input type="checkbox"/> Art display spaces | <input type="checkbox"/> Leisure ice surfaces (non hockey) |
| <input type="checkbox"/> Classroom / training space | <input type="checkbox"/> Leisure swimming pools (e.g. for fun including water play features) |
| <input type="checkbox"/> Community hall / banquet facilities | <input type="checkbox"/> Libraries |
| <input type="checkbox"/> Community meeting rooms | <input type="checkbox"/> Multi-purpose program rooms |
| <input type="checkbox"/> Court sports (e.g. racquetball, squash) | <input type="checkbox"/> Museum / interpretive facilities |
| <input type="checkbox"/> Curling rinks | <input type="checkbox"/> Parkour room / gymnastics space |
| <input type="checkbox"/> Fitness / wellness facilities (e.g. exercise / weight room) | <input type="checkbox"/> Performing arts / show spaces |
| <input type="checkbox"/> Group offices | <input type="checkbox"/> Seniors centre |
| <input type="checkbox"/> Gymnasium type spaces (e.g. basketball, volleyball, badminton, pickleball) | <input type="checkbox"/> Storage space |
| <input type="checkbox"/> Indoor agricultural facilities (e.g. riding arena) | <input type="checkbox"/> Walking / running track |
| <input type="checkbox"/> Ice arena facilities (e.g. hockey, figure skating, ball hockey, lacrosse) | <input type="checkbox"/> Youth centre |
| <input type="checkbox"/> Indoor child playgrounds | <input type="checkbox"/> Other (please specify) _____ |
| <input type="checkbox"/> Indoor climbing wall | |

GRANDE PRAIRIE REGIONAL
RECREATION
COMMITTEE

15. Please check up to five (5) OUTDOOR recreation facilities or spaces that your organization believes should be more available or improved in the Grande Prairie region to help meet the needs of your organization. A couple of things to consider:

- » There are significant costs to building and operating recreation facilities and amenities.
- » Your response will be used for planning purposes only. Your responses may not lead to changes in a facility or new facilities being built.

- | | |
|--|--|
| <input type="checkbox"/> Agricultural facilities (e.g. rodeo grounds, riding arenas) | <input type="checkbox"/> Open spaces (e.g. parks, greenfields) |
| <input type="checkbox"/> Amphitheatres /event spaces / band shelters | <input type="checkbox"/> Outdoor boarded skating rinks |
| <input type="checkbox"/> Archery range | <input type="checkbox"/> Outdoor fitness equipment |
| <input type="checkbox"/> Ball diamonds | <input type="checkbox"/> Outdoor swimming areas (non pool) |
| <input type="checkbox"/> Beach volleyball courts | <input type="checkbox"/> Pickleball courts |
| <input type="checkbox"/> Campgrounds | <input type="checkbox"/> Picnic areas |
| <input type="checkbox"/> Community gardens | <input type="checkbox"/> Playgrounds |
| <input type="checkbox"/> Cross country ski & snowshoe trails | <input type="checkbox"/> Shooting range |
| <input type="checkbox"/> Disc golf course | <input type="checkbox"/> Sledding / tobogganing hills |
| <input type="checkbox"/> Dog off leash areas | <input type="checkbox"/> Skateboard parks |
| <input type="checkbox"/> Downhill skiing / snowboarding | <input type="checkbox"/> Sports fields (e.g. soccer, football) |
| <input type="checkbox"/> Fish pond | <input type="checkbox"/> Tennis courts |
| <input type="checkbox"/> Hardcourts (e.g. basketball, ball hockey) | <input type="checkbox"/> Track and field spaces |
| <input type="checkbox"/> Motorized trails (e.g. ATV, dirt bike, snowmobile) | <input type="checkbox"/> Walking / bicycling trail system |
| <input type="checkbox"/> Mountain bike / BMX park | <input type="checkbox"/> Water spray parks |
| <input type="checkbox"/> Mountain bike trails | <input type="checkbox"/> Other (please specify) _____ |
| <input type="checkbox"/> Nature / interpretive trails | |

16. To what extent would your group support an increase in user /rental fees to ensure community needs for recreation are better met?

- ☐ Strongly support
- ☐ Somewhat support
- ☐ Neither
- ☐ Somewhat oppose
- ☐ Strongly oppose

Challenges

17. What challenges, if any, is your organization facing? Check all that apply.

- ☐ Getting sufficient access to facilities / spaces for programming
- ☐ Inadequate facilities / spaces (e.g. amenity and support spaces are lacking or are poor quality)
- ☐ Aging buildings / infrastructure
- ☐ Attracting and retaining coaches / instructors
- ☐ Attracting and retaining volunteers
- ☐ Attracting and retaining members / participants
- ☐ Equipment storage
- ☐ Funding (grants, sponsorships, etc)
- ☐ Operating costs (facility costs, association costs, insurance, etc)
- ☐ Organizational management and operations (e.g. board training, grant writing, accounting)
- ☐ Promotions and marketing
- ☐ Declining participation
- ☐ Other (please specify) _____

18. Considering the challenges identified above, what are the most helpful actions or resources that a municipality could provide to help your organization?

General Comments

19. Please provide any other comments you have on behalf of your organization regarding recreation services and opportunities within the Grande Prairie region.

Thank you for taking the time to share your organization's perspective!

Appendix B: Survey Participants

1. A Wilder Calm
2. Ape Parkour Inc.
3. Beaverlodge Barracudas Summer Swim Club
4. Beaverlodge Rebels Volleyball
5. Champion Gym
6. Clairmont Minor Hockey
7. DansConnection School of Performing Arts
8. Fore Seasons Indoor Golf Centre
9. Fossils Masters Swim Club
10. G.P. Shorinryu Karate club
11. GP Fastball Association
12. Grande Prairie Curling Centre
13. Grande Prairie Disc Golf Club
14. Grande Prairie Fencing Club
15. Grande Prairie Gymnastic Society
16. Grande Prairie Ladies Commercial Basketball League
17. Grande Prairie Ladies Volleyball League
18. Grande Prairie Minor Hockey Association
19. Grande Prairie Public Schools
20. Grande Prairie Raiders Football
21. Grande Prairie Roller Skating
22. Grande Prairie Skating Club
23. Grande Prairie Ski Club o/a Nitehawk Year Round Adventure Park
24. Grande Prairie Storm
25. Grande Prairie Summer Swim Club
26. Grande Prairie Table Tennis Club
27. Grande Prairie Tennis Club
28. Grande Prairie Wheelers Cycling Club
29. Grovedale figure skating club
30. H.I.T.T. Volleyball
31. Hoku Sei Kan Judo Culb
32. La Glace Minor Hockey Association
33. La Glace Ringette
34. Nitehawk Snowboard Club
35. Northern Lights Baseball Academy
36. Peace Country Ringette
37. Peace Region Pony Club
38. Peace Wapiti Speed Skating Club
39. Sandlot Athletics
40. Saskatoon Mountain 4H Multiclub
41. Satin Slippers
42. Sexsmith Curling club
43. Sexsmith Football Club
44. Sexsmith Minor Hockey Association
45. Sexsmith Vipers Jr. B Hockey Club
46. Shantara Dive Services
47. Special Olympics Grande Prairie
48. Spruce Meadows Golf and Country Club
49. Summit Academy Athletics Club
50. Swan City FC
51. The Dunes Golf & Winter Club
52. Triple Terrain Trail Trekkers
53. Troyanda
54. Vertical Limit Volleyball Club
55. Wapiti Nordic Ski Club
56. Wembley Firefighters Association
57. Wembley Minor Hockey Association
58. Wembley Parks & Recreation
59. Wolverines Wheelchair Sports Association